

Overview - Public Entities Quarterly Reporting

Approved receipts

1 126,0 23,1%

Approved spending

1 151,9 66,1%

Surplus/(deficit)

-25,9

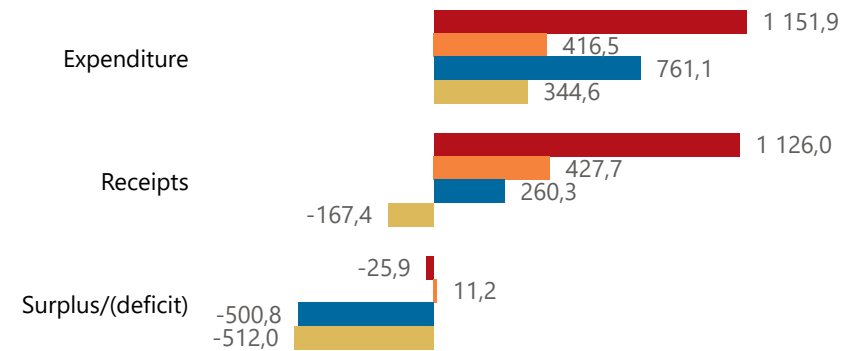
- ☐ R billion
- ☒ R million
- ☐ R thousand



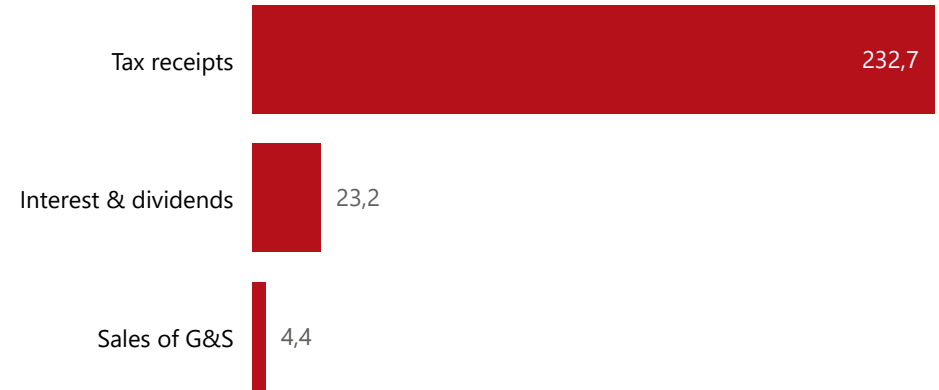
national treasury
Department:
National Treasury
REPUBLIC OF SOUTH AFRICA

Consolidation

● Approved ● Forecast ● YTD ● Variance



Composition of receipts



Quarter

2

Cluster

All

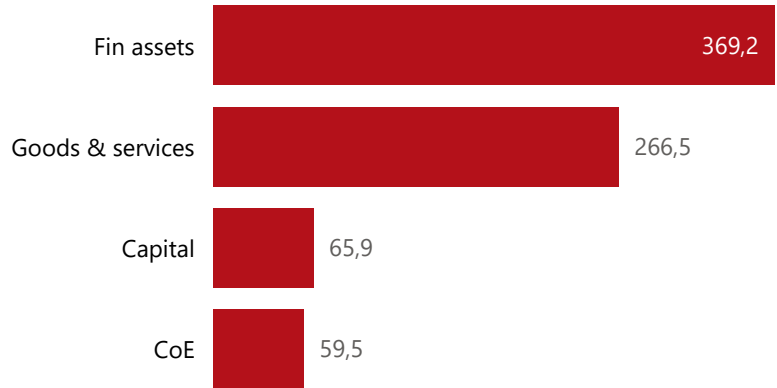
Department

Communications and Digital Techno...

Entity

Broadband Infracore Limited

Composition of spending



Functional grouping



Spending by PFMA schedule



Public Entities Receipts

Approved sales of G&S
(Blank) 0,0%

Approved transfers
(Blank) (Blank)

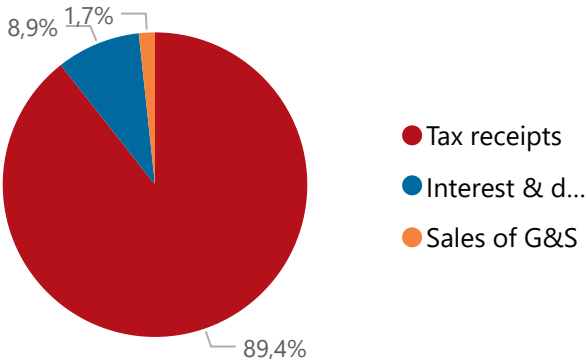
- ☐ R billion
- ☒ R million
- ☐ R thousand

Actual vs Forecast

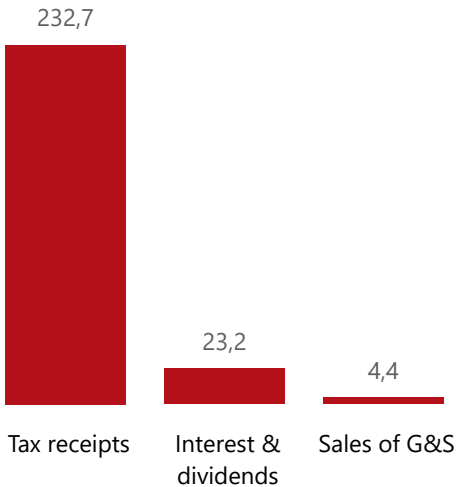
● Approved ● Forecast ● YTD ● Variance



Composition of receipts



Top 5 Receipts



Quarter

2

Cluster

All

Department

Communications and Digital Techno...

Entity

Broadband Infraco Limited

Top 5 Transfers

Receipts

Level 3	Approved	YTD	% YTD
+ Tax receipts	518,8	232,7	89,4%
+ Interest & dividends		23,2	8,9%
+ Sales of G&S		4,4	1,7%
+ Fin transactions	607,2		
Total	1 126,0	260,3	100,0%

Top 10 Entities

Broadband Infraco Limited

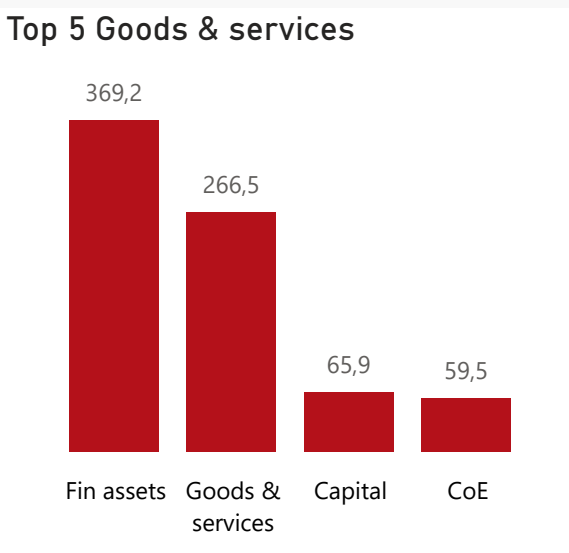
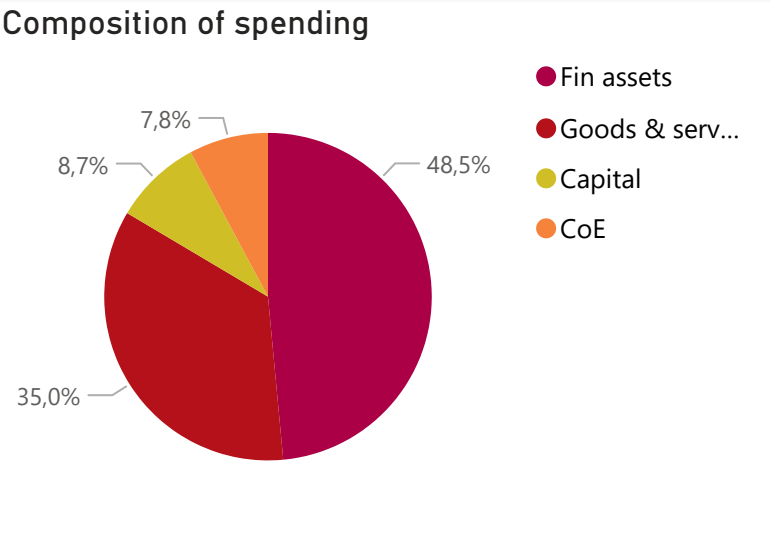
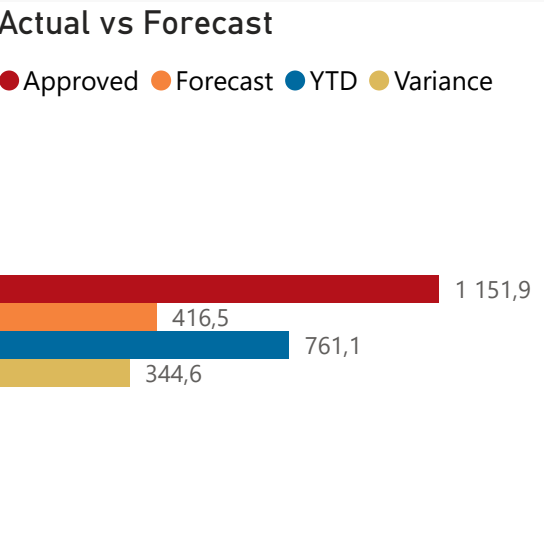


260,3

Public Entities Spending

Approved CoE	Approved G&S	Approved transfers
163,936,3%	542,649,1%	2 252,023,1%

- ☐ R billion
- ☒ R million
- ☐ R thousand



Quarter

2

Cluster

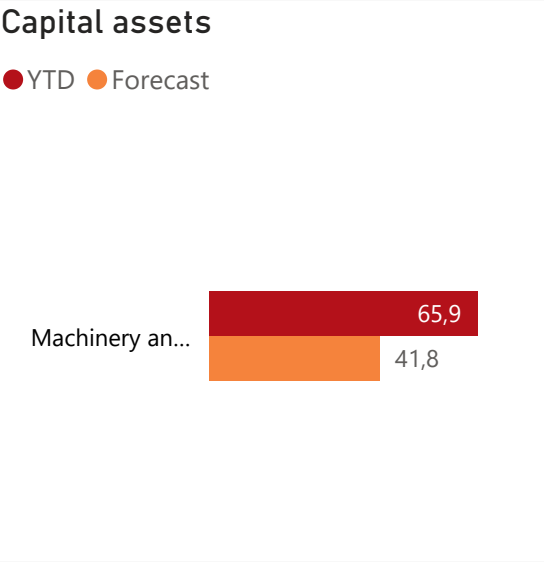
All

Department

Communications and Digital Techno...

Entity

Broadband Infraco Limited



Spending

Level 3	Approved	YTD	% YTD
⊕ Fin assets		369,2	48,5%
⊕ Goods & services	542,6	266,5	35,0%
⊕ Capital	445,4	65,9	8,7%
⊕ CoE	163,9	59,5	7,8%
Total	1 151,9	761,1	100,0%

